



Biochemical Pharmacology, Volume 80, issue 8, 15 October 2010

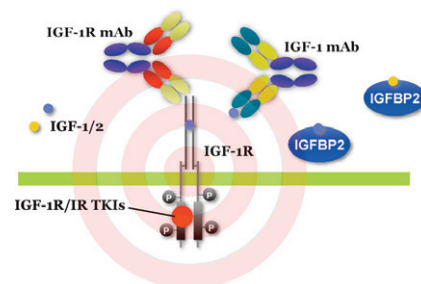
Contents

COMMENTARY

Defining the pathway to insulin-like growth factor system targeting in cancer

1115–1124

Steven A. Rosenzweig, Hanudatta S. Atreya



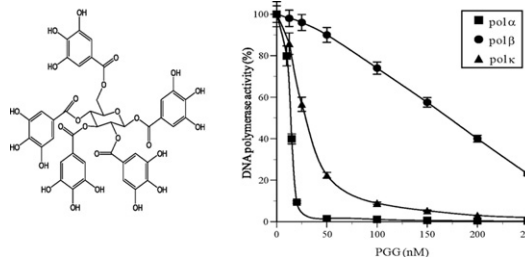
ANTIBIOTICS AND CHEMOTHERAPEUTICS

Anti-cancer gallotannin penta-*O*-galloyl-beta-*D*-glucose is a nanomolar inhibitor of select mammalian DNA polymerases

1125–1132

Yoshiyuki Mizushima, Jinhui Zhang, Angelo Pugliese, Sung-Hoon Kim, Junxuan Lü

PGG (penta-*O*-galloyl-beta-*D*-glucose) is a nanomolar inhibitor of select mammalian DNA polymerases. This inhibitory activity may underlie PGG's anti-cancer effect.

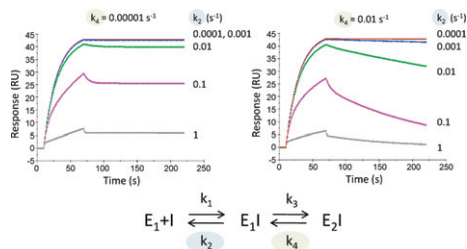


Inhibition of HIV-1 by non-nucleoside reverse transcriptase inhibitors via an induced fit mechanism—Importance of slow dissociation and relaxation rates for antiviral efficacy

1133–1140

Malin Elinder, Philippe Selhorst, Guido Vanham, Bo Öberg, Lotta Vrang, U. Helena Danielson

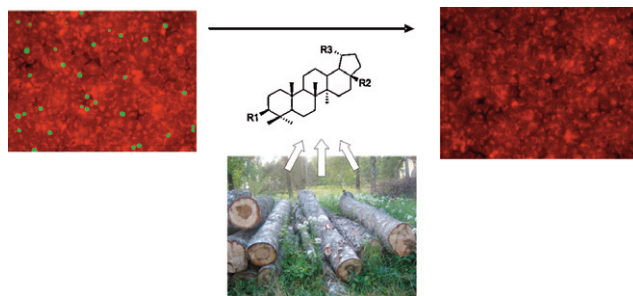
Simulated sensorgrams representing an induced fit mechanism with very slow dissociation rate (k_2) and relaxation rate (k_4) constants. The sensorgrams correspond to the experimental data and explain the high antiviral efficacy of the NNRTI MIV-170.



Inhibitory effect of the natural product betulin and its derivatives against the intracellular bacterium *Chlamydia pneumoniae*

1141–1151

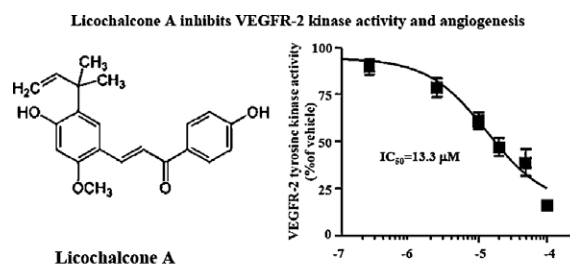
Olli Salin, Sami Alakurtti, Leena Pohjala, Antti Siiskonen, Viola Maass, Matthias Maass, Jari Yli-Kauhaluoma, Pia Vuorela



Antiangiogenic effect of licochalcone A

1152–1159

Yoon Hee Kim, Eun Kyung Shin, Dae Hwan Kim, Hee Hwan Lee, Jung Han Yoon Park, Jin-Kyung Kim

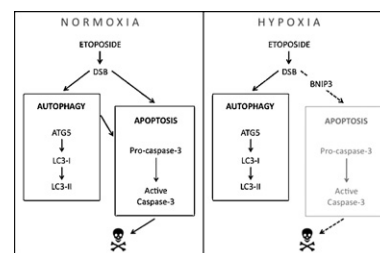


BNIP3 protects HepG2 cells against etoposide-induced cell death under hypoxia by an autophagy-independent pathway

1160–1169

Jean-Philippe Cosse, Guillaume Rommelaere, Noelle Ninane, Thierry Arnould, Carine Michiels

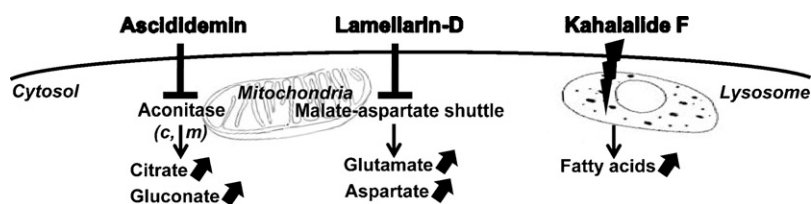
Etoposide induces cell death through both apoptosis and autophagy. Hypoxia prevents cell death by inhibiting apoptosis in a BNIP3-dependent way without interfering with autophagy.



Biochemical disorders induced by cytotoxic marine natural products in breast cancer cells as revealed by proton NMR spectroscopy-based metabolomics

1170–1179

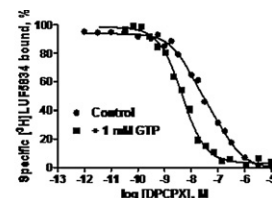
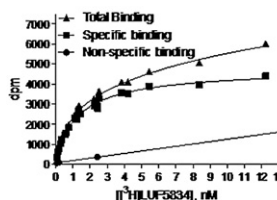
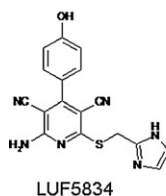
Mathilde Bayet-Robert, Suzanne Lim, Chantal Bartheleuf, Daniel Morvan



CARDIOVASCULAR PHARMACOLOGY

Characterization of [³H]LUF5834: A novel non-ribose high-affinity agonist radioligand 1180–1189

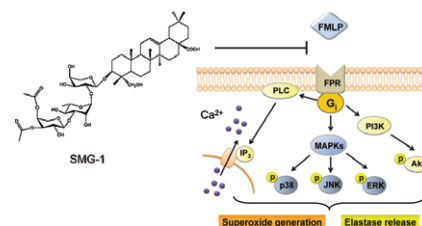
J. Robert Lane, Elisabeth Klaasse, Judy Lin, John van Bruchem, Margot W. Beukers, Adriaan P. IJzerman



INFLAMMATION AND IMMUNOPHARMACOLOGY

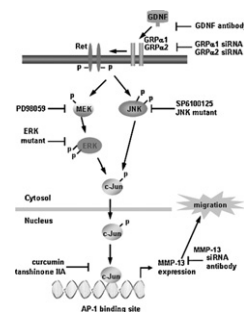
The hederagenin saponin SMG-1 is a natural FMLP receptor inhibitor that suppresses 1190–1200 human neutrophil activation

Tsong-Long Hwang, Chien-Chiao Wang, Yao-Haur Kuo, Hui-Chi Huang, Yang-Chang Wu, Liang-Mou Kuo, Yi-Hsiu Wu



Glial cell line-derived neurotrophic factor induces cell migration and matrix metalloproteinase-13 expression in glioma cells 1201–1209

Dah-Yuu Lu, Yuk-Man Leung, Chi-Wai Cheung, Yun-Ru Chen, Kar-Lok Wong



AICAR induces cyclooxygenase-2 expression through AMP-activated protein kinase-transforming growth factor-β-activated kinase 1-p38 mitogen-activated protein kinase signaling pathway 1210–1220

Mei-Ying Chang, Feng-Ming Ho, Jang-Shiun Wang, Hao-Cheng Kang, Yung Chang, Zhi-Xian Ye, Wan-Wan Lin

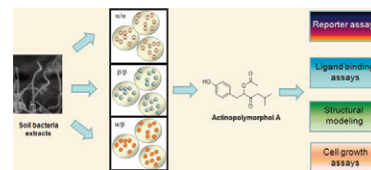
The AMPK activator AICAR induces COX-2 induction primarily via a common signal cascade of AMPK-TAK1-p38 MAPK in various cell types.



METABOLIC DISORDERS AND ENDOCRINOLOGY

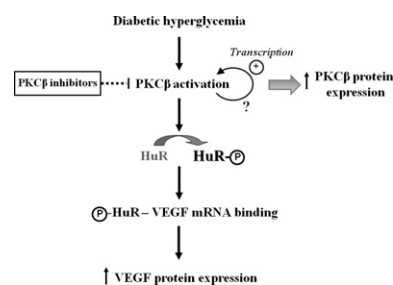
Identification and characterization of a novel estrogenic ligand actinopolymorphol A 1221–1229

Emily Powell, Sheng-Xiong Huang, Yong Xu, Scott R. Rajski, Yidan Wang, Noel Peters, Song Guo, H. Eric Xu, F. Michael Hoffmann, Ben Shen, Wei Xu



The PKC β /HuR/VEGF pathway in diabetic retinopathy 1230–1237

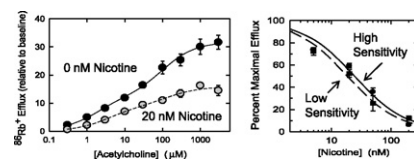
M. Amadio, C. Bucolo, G.M. Leggio, F. Drago, S. Govoni, A. Pascale



NEUROPHARMACOLOGY

$^{86}\text{Rb}^+$ efflux mediated by $\alpha 4\beta 2^*$ -nicotinic acetylcholine receptors with high and low-sensitivity to stimulation by acetylcholine display similar agonist-induced desensitization 1238–1251

Michael J. Marks, Natalie M. Meinerz, Robert W.B. Brown, Allan C. Collins

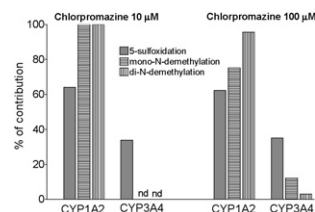


PHARMACOKINETICS AND DRUG METABOLISM

Main contribution of the cytochrome P450 isoenzyme 1A2 (CYP1A2) to N-demethylation and 5-sulfoxidation of the phenothiazine neuroleptic chlorpromazine in human liver—A comparison with other phenothiazines 1252–1259

Jacek Wójcikowski, Jan Boksa, Władysława A. Daniel

The main cytochrome P450 isoenzymes contributing to chlorpromazine 5-sulfoxidation, mono-N-demethylation and di-N-demethylation (nd, not detected).

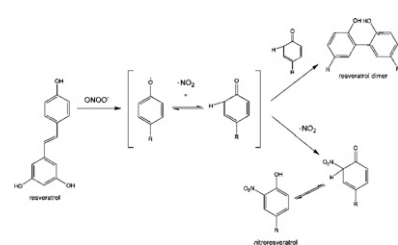


TOXICOLOGY

Resveratrol, a dietary polyphenolic phytoalexin, is a functional scavenger of peroxynitrite

1260–1265

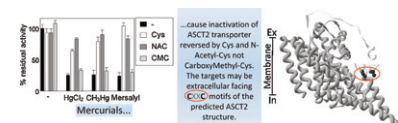
Joseph H. Holthoff, Kellie A. Woodling, Daniel R. Doerge, Samuel T. Burns, Jack A. Hinson, Philip R. Mayeux



Inactivation by Hg²⁺ and methylmercury of the glutamine/amino acid transporter (ASCT2) reconstituted in liposomes: Prediction of the involvement of a CXXC motif by homology modelling

1266–1273

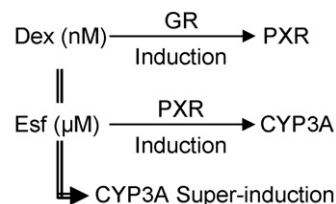
Francesca Oppedisano, Michele Galluccio, Cesare Indiveri



Dexamethasone transcriptionally increases the expression of the pregnane X receptor and synergistically enhances pyrethroid esfenvalerate in the induction of cytochrome P450 3A23

1274–1283

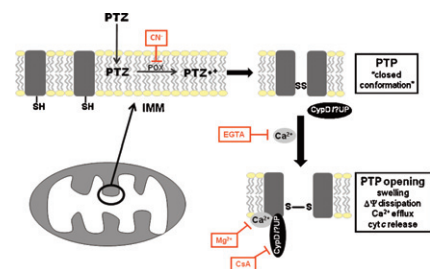
Deshi Shi, Dongfang Yang, Bingfang Yan



On the mechanisms of phenothiazine-induced mitochondrial permeability transition: Thiol oxidation, strict Ca²⁺ dependence, and cyt c release

1284–1295

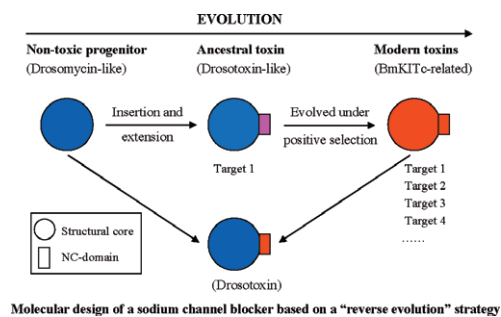
Thiago S. Cruz, Priscila A. Faria, Débora P. Santana, Juliana C. Ferreira, Vitor Oliveira, Otaciro R. Nascimento, Giselle Cerchiaro, Carlos Curti, Iseli L. Nantes, Tiago Rodrigues



Drosotoxin, a selective inhibitor of tetrodotoxin-resistant sodium channels

1296–1302

Shunyi Zhu, Bin Gao, Meichun Deng, Yuzhe Yuan, Lan Luo, Steve Peigneur,
Yucheng Xiao, Songping Liang, Jan Tytgat



INDEXED/ABSTRACTED IN: *Curr. Cont. ASCA, Biosis Data, CAB Inter., Chemical Abstracts Service, Curr. Cont./Life Sci., CABS, EMBASE/Excerpt. Med., Curr. Cont. ISI/BIOMED Database, MEDLINE, PASCAL-CNRS Data, Curr. Cont. Sci. Cit. Ind., Curr. Cont. SCISEARCH Data, Ind. Med., Reference Update.*
Also covered in the abstract and citation database SCOPUS®. Full text available on ScienceDirect®.



ELSEVIER

Available online at www.sciencedirect.com

 ScienceDirect

www.elsevier.com/locate/biochempharm